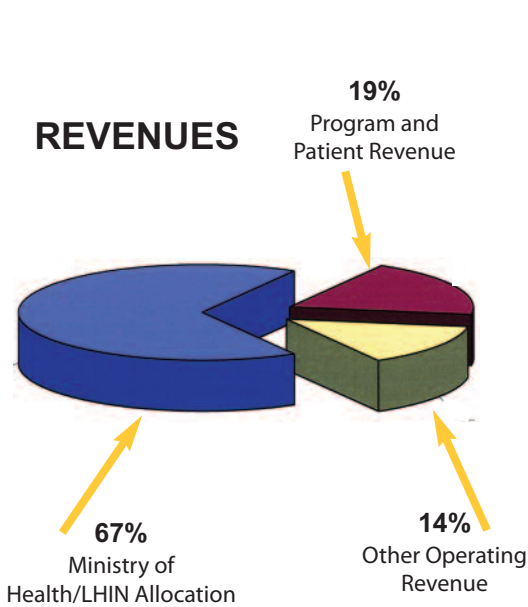


# Woodstock General Hospital Trust

Incorporated without share capital under the laws of Ontario

## 2010/2011 Operating Statement

for 12 months ending March 31, 2011



### REVENUES

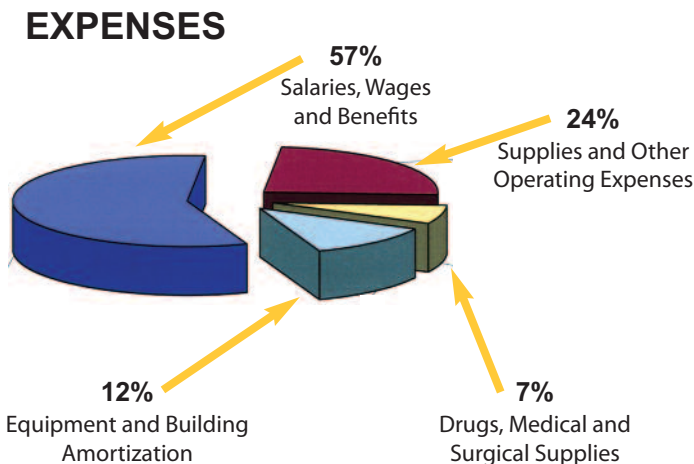
	2010/2011	2009/2010
Ministry of Health/LHIN Allocation	\$ 49,160,391	\$ 43,391,247
Program and Patient Revenue	14,094,308	13,794,610
Other Operating Revenue	10,538,848	5,561,788
<b>Total</b>	<b>\$ 73,793,547</b>	<b>\$ 62,747,645</b>

### EXPENSES

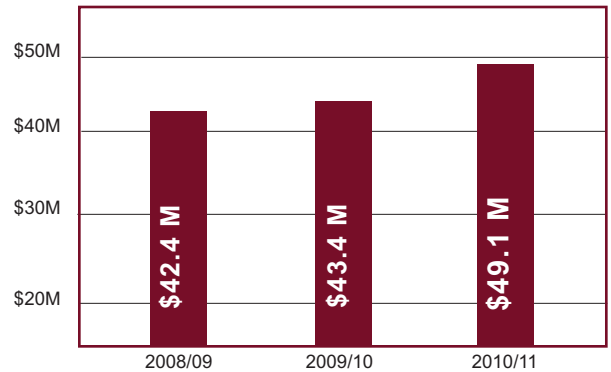
Salaries, Wages and Benefits	\$ 40,010,437	\$ 39,445,921
Supplies & other Operating Expenses	16,797,406	16,614,507
Drugs & Medical & Surgical Supplies	4,593,799	4,084,738
Equipment and Building Amortization	8,418,678	2,591,225
<b>Total</b>	<b>\$ 69,820,320</b>	<b>\$ 62,736,391</b>

### EXCESS of REVENUE over EXPENSES

	\$ 3,973,227	\$ 11,254
--	--------------	-----------



### Ministry of Health/LHIN Allocation



### STATISTICS

For 12 months ending March 31/11

	2010/11	2009/10
Surgical Procedures	7,467	7,174
Admissions	4,603	4,711
Patient Days	37,794	35,752
Births	627	617
Emergency Visits	30,276	28,954
Diagnostic Imaging Exams	55,408	53,504
ECGs	10,162	8,972
Renal Dialysis Treatments	4,476	4,405
Total Hip Replacements	87	89
Total Knee Replacements	111	112
Eye Lens Implants	883	933
Mental Health Visits	16,314	15,234
Out-patient Clinic Visits	18,404	12,887



**WOODSTOCK  
HOSPITAL**

Audited financial statements are available upon request from the Finance Department. Please call 519-421-4219 to obtain a copy.